












BFC Machine Embroidery Thread List
BFC1649 Large Baby Owl

It is impossible to find exact color matches between brands, but the best matches are presented below. If there is a *0* in the column, it means there was no suitable match. The ideal way to choose colors for your projects is, of course, to have actual thread charts so you can compare them to your available thread and your project, but this chart can help you make your selections. Please note: Computer Monitors may vary when viewing color swatches.

BFC Poly #	Color	
2170		Black
2656		Warm Sand
2759		DK Taupe
2781		Golden Mink
2793		PALE Mink
2808		Mink
2817		DK Mink
2821		DK Reddish Mink
2828		Wheat
2928		PALE Sage
3376		LT Gray