



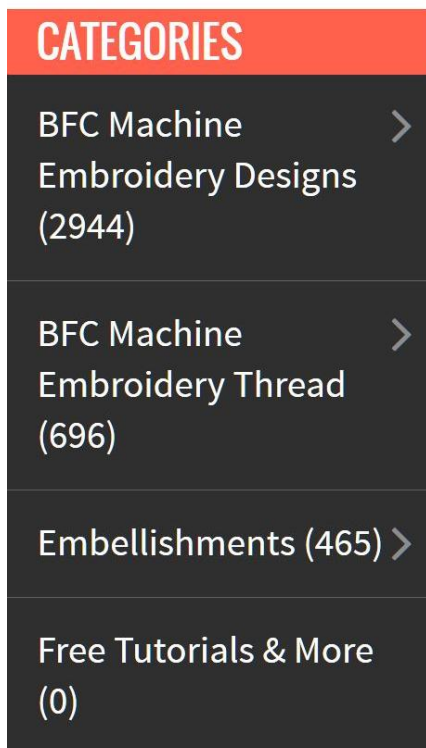
HOW TO NAVIGATE THE NEW BFC CREATIONS

This document will show you how to navigate our new site and take advantage of its features.

CATEGORIES

We currently have 4 Main Categories: BFC Machine Embroidery Designs, BFC Machine Embroidery Thread, Embellishments and Tutorials (which will be added soon).

These are shown in 2 places on the home page. On the left menu:



And across the page below the text box:



BFC Machine Embroidery



BFC Machine Embroidery



Embellishments



Free Tutorials & More

You can click either on the left or middle items to see what is in them. Here is what you will see if you click on BFC Machine Embroidery Designs.

BFC Machine Embroidery Designs



Animal Kingdom



Art Nouveau & Art Deco



Artist Ching Chou Inspired Designs



Artist Rise Houen Inspired Designs



Artist Sally King Inspired Designs



Bags



Bargain Basement



Blackwork

Each of these images is a Subcategory. Some that don't have subcategories under them you can open and see the products just by clicking on the image – you can try this by clicking on Sally King designs. If there are subcategories, you will see when you click on something like the Animal Kingdom like this:

Animal Kingdom



Animals



Aquatic



Birds



Butterflies & Other
Insects



Reptiles

Each of these images has more subcategories inside them.

I prefer a totally different way to browse the categories. You will notice on the Main Categories on the left side menu, there is a gray arrow after the name. Put your mouse over this and you will see **click for Text Menu. Here is an example:**

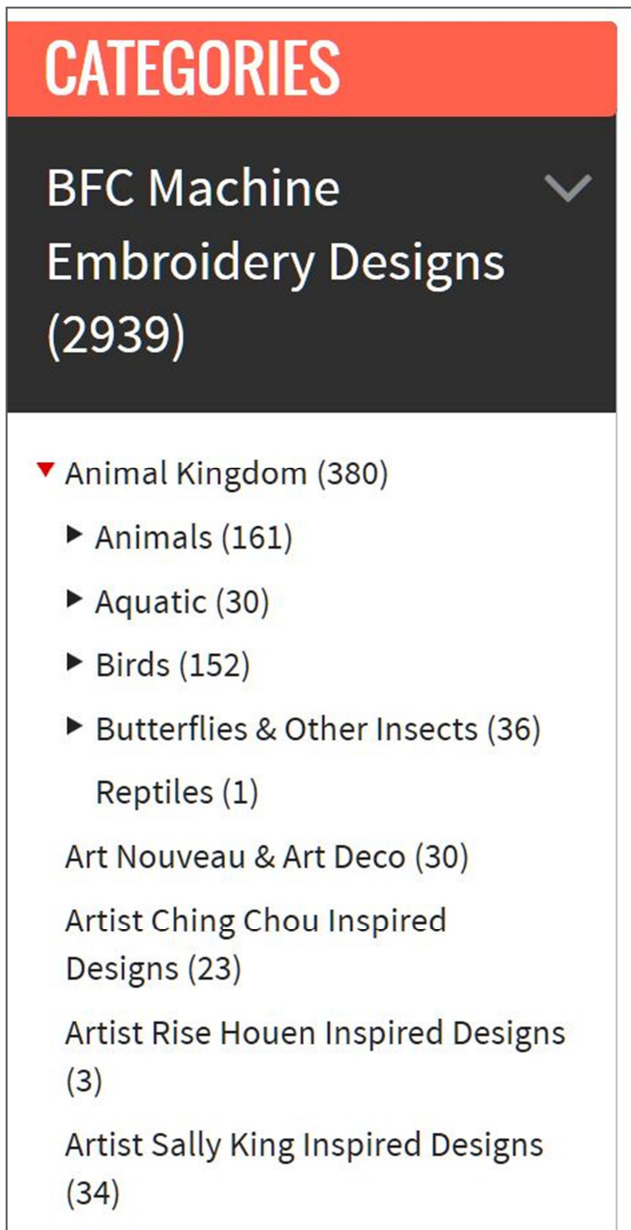
CATEGORIES

BFC Machine Embroidery Designs (2944)

- ▶ Animal Kingdom (380)
 - Art Nouveau & Art Deco (30)
 - Artist Ching Chou Inspired Designs (23)
 - Artist Rise Houen Inspired Designs (3)
 - Artist Sally King Inspired Designs (34)
- ▶ Bags (67)
 - Bargain Basement (33)
 - Blackwork (54)
 - Combo Sets (12)
- ▶ Cultures Around the World (206)
 - Decorative, Paisley & Applique (42)
- ▶ Designs by Fred (493)
- ▶ Free Standing Lace (FSL) (127)
 - Fantasy & Whimsy (79)
- ▶ Fruits, Veggies & Herbs (32)
 - Fun Sets (184)
- ▶ Holidays & Special Occasions (166)

What you see in the above image are all the main subcategories within the BFC Machine Embroidery Designs Category. It tells you the total

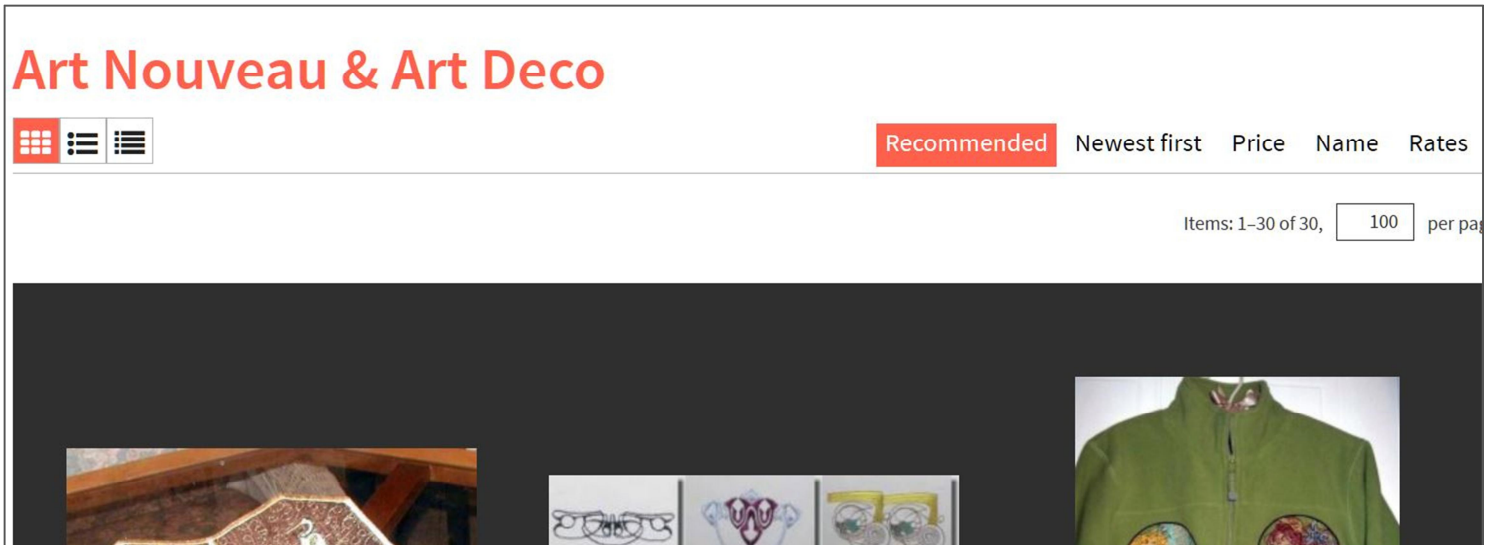
number of designs in these categories and those lines that have a gray arrow to the left of them can be opened by clicking that gray arrow to see what is inside.



Above you see what happened when I clicked the Animal Kingdom. The four subcategories all have arrows so they can be opened further. Once you open a category the gray arrow changes to red so you can see what you did. To close it up again just click on the red arrow. If you prefer you can click on the name of the category and it will open up with images in the main window.

VIEWS







There are different ways to view products in a category. You can switch back and forth as often as you like. Here is where they are:



On the left the three boxes mean Icons, a List with Details and just a list. I like just the list for products like thread.

Colors 2168 - 2297

The screenshot shows a category page titled "Colors 2168 - 2297". At the top left, there are three view icons: a grid (selected), a list with details, and a simple list. To the right, there are sorting options: "Recommended" (selected), "Newest first", "Price", "Name", and "Rates". Below the sorting options, it says "Items: 1-41 of 41," followed by a dropdown menu set to "100" and "per page". The main content area is a table with columns for SKU, Product name, and Price.

SKU	Product name	Price
1M-2168	2168 White	\$2.75  Already in wishlist
1M-2169	2169 Bright White	\$2.75 
1M-2170	2170 Black	\$2.75 
1M-2172	2172 Antique White	\$2.75 
1M-2181	2181PALE Salmon Pink	\$2.75 
1M-2182	2182 LT Salmon Pink	\$2.75 

This is really useful if you have a list of the colors you need. You can just go down the list and click the bag to put them in your cart.

On the right side of the views, you see Recommended, Newest first, etc. Recommended is how we sort them in our software. The Newest first is not as useful now as it will be over time. Because we entered everything in 5 months rather than 12 years, and not necessarily in order, the system thinks the newest is different than reality. However the newer sets will show up on top of the list – it's the ones further down that might not be in correct order. Name is a good one to use! You can sort low to high or click again to get high to low. Because we put the Item number in design names, this will give you a true Newest First.

SEARCH

We have what is called a cloud search. It's really fun! As you enter the first letters of what you are searching for, it comes up with a list of designs or products with pictures. Easy to find something you are looking for!

Did you mean: [japan](#) ?

Suggestions

[japanese](#)

Products

BFC1001 Japanese Quilt Circles

BFC1006 Japanese Quilt Circles II **\$45.00**

BFC0325 Japanese Woodblocks

BFC0394 Japanese Children

BFC0395 Japanese Dragons

BFC0396 Japanese Embroidery

BFC0411 Japanese Gardens

BFC0451 Japanese Miniatures


BFC0473 Japanese Matsuya Crests

BFC0475 Japanese Panel - Summer

Categories

BFC Machine Embroidery Designs ::

BFC1006 Japanese Quilt Circles II



All of our machine embroidery designs will come in any or all of the following hoop sizes: (You will receive links to download the size(s) you purchased and all formats available)
 Small for 4 x 4 inch hoop, Medium for 5 x 7 inch hoop, Large for 6 x 10 inch hoop, and Jumbo 8 x 12 inch ...

[See details](#)

LOYALTY REWARDS

You must register and be logged in to see your Rewards. You earn 1 point for every dollar spent. Each point is worth \$.10. You can read about it on the Loyalty Program tab on the pages:


Loyalty Program Details

How do I join the Loyalty Program?

Since you get 50 points for registering, you can immediately see your points balance, along with how you spend them on the Rewards in your account:

Reward points

- Orders
- Address book
- Details
- News list subscriptions
- Ordered files
- Reward points

Your rewards  41

You have 41 reward points which you can redeem for the \$4.10 discount on future orders.

1 point = \$0.10

Transaction history

May 14, 2016 - 11:09 AM	+41	Reward for purchasing products in order #81
May 14, 2016 - 11:08 AM	-139	Use to checkout order #81
May 14, 2016 - 11:02 AM	+139	Return reward points redeemed for not finished order #80
May 14, 2016 - 11:01 AM	-139	Use to checkout order #80
May 13, 2016 - 09:57 AM	+139	Reward for purchasing products in order #79

Here is how your points will look in your cart and checkout. The system automatically applies as many points as possible to an order. But there is a tab saying ***Redeem*** points that allow you to change this:

3 items in cart	\$135.00
Discount (41 points):	\$4.10
Sales tax:	\$8.44
<hr/>	
Total:	\$139.34
You will earn:	139 points

[Redeem your reward points](#)

You can redeem up to **41** reward points to get a discount on this order.

<input type="text" value="41"/>	REDEEM
---------------------------------	---------------

Where it says redeem you can just change that number. Maybe I only want to use 10 of my points on this order.

To see how many points you will get before you purchase, they are shown on the individual products with the *Blue Diamond*



BFC1529 Sally King Fairy Shoes

\$45.00



BFC1489 Sally King's Shoes for 2015 Part 2

\$45.00



WISH LIST

You must have an account to be able to use the Wish List. Once you login you will see the Wish List in the upper right corner of the site:



On each product you will see a small red heart outline – click this to put the item in your wish list. Once you do this the heart will turn to a solid red heart so as you browse you will know what is already in your Wish List:



BFC0766 QIH Art Nouveau Hobo Bag

\$45.00

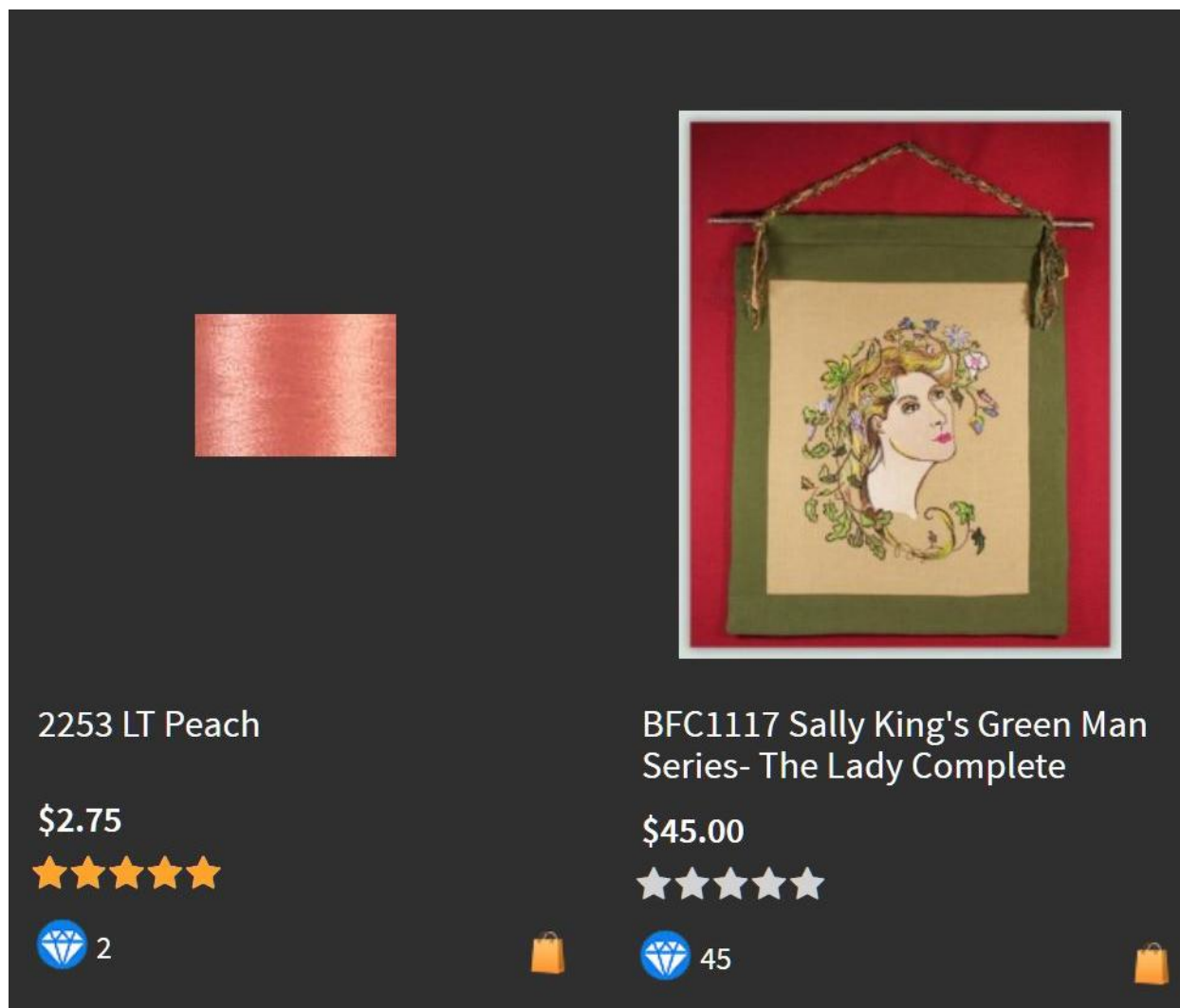


BFC1427 Hummingbird and Hibiscus Handbag

\$45.00



At any time to view your Wish List click on the Wish List at the top right corner of the page and you will see the items in your list:



The screenshot displays two items from a wish list on a dark background. On the left is a rectangular swatch of peach-colored fabric with a subtle texture. On the right is a framed tapestry featuring a woman's face surrounded by green leaves and purple flowers, set against a green background and hanging from a wooden rod. Below each item are its name, price, star rating, and a shopping bag icon with a diamond icon and a number.

Item Name	Price	Rating	Quantity
2253 LT Peach	\$2.75	5 stars	2
BFC1117 Sally King's Green Man Series- The Lady Complete	\$45.00	5 stars	45

You can purchase from the Wish list by clicking the shopping bag (you will have to choose the size set you want – i.e. Complete, Medium, etc.). Or you can click on the image to go to the product detail page.