


























BFC1582 Geisha Quilt Squares

It is impossible to find exact color matches between brands, but the best matches are presented below. If there is a *0* in the column, it means there was no suitable match. The ideal way to choose colors for your projects is, of course, to have actual thread charts so you can compare them to your available thread and your project, but this chart can help you make your selections. Please note: Computer Monitors may vary when viewing color swatches.

BFC Poly #	Color				
2168		White	3431		PALE Blue
2170		Black	3472		LT Peacock
2193		LT Pink			
2199		MD Pink			
2220		MD Fushia			
2228		MD Bright Pink			
2243		DK Bright Plum			
2270		DK Salmon Pink			
2287		DKST Burgandy			
2291		Bright Red			
2295		Cherry Red			
2297		Satin Red			
2303		DK Satin Red			
2306		DKST Satin Red			
2611		Nutmeg			
2693		LT Ecu			
2731		Hemp			
3263		DKST Blue Gray			
3368		Silver Tint White			
3370		PALE Mauve Pearl			
3393		LT Pigeon Gray			
3412		MD Pigeon Gray			
3415		DK Gray			

This thread chart is copyrighted by ©BFC Creations and is for your sole use. You may not sell or share this chart. Thank you. Suz