


















BFC Machine Embroidery Thread List

BFC1618 Patchwork Trees

It is impossible to find exact color matches between brands, but the best matches are presented below. If there is a *0* in the column, it means there was no suitable match. The ideal way to choose colors for your projects is, of course, to have actual thread charts so you can compare them to your available thread and your project, but this chart can help you make your selections. Please note: Computer Monitors may vary when viewing color swatches.

BFC Poly #	Color	
2193		LT Pink
2202		DK Pink
2291		Bright Red
2307		Red Wine
2376		Yellow
2833		DK Golden Amber
2834		Harvest Gold
3155		Bright Lime
3161		Spring Green
3167		DKST Spring Gree
3178		PALE Grass Green
3185		MD Grass Green
3200		MD Mint
3201		DK Mint
3207		Holly
3472		LT Peacock
3513		PALE Teal Blue