





















BFC Machine Embroidery Thread List
BFC1638 Japanese Landscapes II

It is impossible to find exact color matches between brands, but the best matches are presented below. If there is a *0* in the column, it means there was no suitable match. The ideal way to choose colors for your projects is, of course, to have actual thread charts so you can compare them to your available thread and your project, but this chart can help you make your selections. Please note: Computer Monitors may vary when viewing color swatches.

BFC Poly #	Color	
2168		White
2170		Black
2222		LT Cranberry
2291		Bright Red
2297		Satin Red
2306		DKST Satin Red
2371		LT Yellow
2385		Bright Yellow
2426		DKST Apricot
2435		Melon
2437		DK Melon
2445		Pomegranate
2454		Orange
2527		Chili Pepper
2793		PALE Mink
3145		DKST Moss
3370		PALE Mauve Pearl
3393		LT Pigeon Gray
3415		DK Gray
3479		Deep Lake