



















BFC Machine Embroidery Thread List
BFC1670 Ladies in Hats

It is impossible to find exact color matches between brands, but the best matches are presented below. If there is a *0* in the column, it means there was no suitable match. The ideal way to choose colors for your projects is, of course, to have actual thread charts so you can compare them to your available thread and your project, but this chart can help you make your selections. Please note: Computer Monitors may vary when viewing color swatches.

BFC Poly #	Color	
2170		Black
2189		PALE Pink
2198		Pink
2218		Pink Lady
2222		LT Cranberry
2270		DK Salmon Pink
2275		DK Pink Carnation
2278		Ruby Red
2295		Cherry Red
2630		LT Sandstone
2768		Camel
2852		LT Green Amber
3133		LT Mint
3370		PALE Mauve Pearl
3393		LT Pigeon Gray
3606		DK Mediterranean
3733		MD Lilac
3834		LT Pink Orchid