












**BFC Machine Embroidery Thread List**  
**BFC1672 Large Jaguar Portrait**

It is impossible to find exact color matches between brands, but the best matches are presented below. If there is a \*0\* in the column, it means there was no suitable match. The ideal way to choose colors for your projects is, of course, to have actual thread charts so you can compare them to your available thread and your project, but this chart can help you make your selections. Please note: Computer Monitors may vary when viewing color swatches.

BFC Poly #	Color	
2170		Black
2581		MD Mauve
2693		LT Ecu
2729		MD Putty
2748		Taupe
2765		DKST Camel
2768		Camel
2819		DKST Reddish Min
3370		PALE Mauve Pearl
3393		LT Pigeon Gray
3415		DK Gray