
















BFC Machine Embroidery Thread List

BFC1686 Large Santa in a Car

It is impossible to find exact color matches between brands, but the best matches are presented below. If there is a *0* in the column, it means there was no suitable match. The ideal way to choose colors for your projects is, of course, to have actual thread charts so you can compare them to your available thread and your project, but this chart can help you make your selections. Please note: Computer Monitors may vary when viewing color swatches.

BFC Poly #	Color	
2170		Black
2295		Cherry Red
2306		DKST Satin Red
2513		LT Salmon
2690		PALE Ecru
2765		DKST Camel
2821		DK Reddish Mink
2832		Golden Amber
2972		Gray Basil
3023		DKST Pine Green
3211		MD Yellow Green
3370		PALE Mauve Pearl
3393		LT Pigeon Gray
3415		DK Gray
3606		DK Mediterranean