

























**BFC Machine Embroidery Thread List**  
**BFC1708 Snowmen**

It is impossible to find exact color matches between brands, but the best matches are presented below. If there is a \*0\* in the column, it means there was no suitable match. The ideal way to choose colors for your projects is, of course, to have actual thread charts so you can compare them to your available thread and your project, but this chart can help you make your selections. Please note: Computer Monitors may vary when viewing color swatches.

BFC Poly #	Color				
2168		White	3186		Dk Lime
2170		Black	3340		MD Slate
2172		Antique White	3345		DK Slate
2193		LT Pink	3370		PALE Mauve Pearl
2270		DK Salmon Pink	3415		DK Gray
2278		Ruby Red			
2283		DK Red Rust			
2287		DKST Burgandy			
2291		Bright Red			
2295		Cherry Red			
2297		Satin Red			
2306		DKST Satin Red			
2342		Black Wine			
2458		Red Orange			
2689		Ecru			
2748		Taupe			
2772		LT Golden Brown			
3136		Spearmint			
3174		LT Lime			

This thread chart is copyrighted by ©BFC Creations and is for your sole use. You may not sell or share this chart. Thank you. Suz