














BFC1730 Large Santa in a Sled

It is impossible to find exact color matches between brands, but the best matches are presented below. If there is a *0* in the column, it means there was no suitable match. The ideal way to choose colors for your projects is, of course, to have actual thread charts so you can compare them to your available thread and your project, but this chart can help you make your selections. Please note: Computer Monitors may vary when viewing color swatches.

BFC Poly #	Color	
2168		White
2170		Black
2287		DKST Burgandy
2295		Cherry Red
2303		DK Satin Red
2499		LT Rose Taupe
2514		MD Salmon
2695		DK Honey
2747		DK Chestnut
2756		DK Mustard Gold
3370		PALE Mauve Pearl
3393		LT Pigeon Gray
3415		DK Gray