













BFC1766 Large Eagle Owl Portrait

It is impossible to find exact color matches between brands, but the best matches are presented below. If there is a *0* in the column, it means there was no suitable match. The ideal way to choose colors for your projects is, of course, to have actual thread charts so you can compare them to your available thread and your project, but this chart can help you make your selections. Please note: Computer Monitors may vary when viewing color swatches. PLEASE NOTE: You may find #8 Black in your designs. This is regular black, 2170

BFC Poly #	Color	
2170		Black
2458		Red Orange
2465		DK Red Orange
2765		DKST Camel
2781		Golden Mink
2783		DK Earth
2793		PALE Mink
2817		DK Mink
2928		PALE Sage
3369		Gray Pearl
3376		LT Gray
3415		DK Gray