













BFC1810 Moon Beam

It is impossible to find exact color matches between brands, but the best matches are presented below. If there is a *0* in the column, it means there was no suitable match. The ideal way to choose colors for your projects is, of course, to have actual thread charts so you can compare them to your available thread and your project, but this chart can help you make your selections. Please note: Computer Monitors may vary when viewing color swatches. PLEASE NOTE: You may find #8 Black in your designs. This is regular black, 2170 If you find #9 it is white. If you find Me-06 (Metallic Gold), you can use 2834 instead. If you find #13 it is 3796 - Orchid.

BFC Poly #	Color	
2168		White
2170		Black
2202		DK Pink
2218		Pink Lady
2253		LT Peach
3201		DK Mint
3206		DK Shamrock Gree
3471		Turquoise
3559		MD Turquoise
3753		MD Periwinkle
3812		PALE Orchid
3822		DK Orchid