












BFC1816 Art Nouveau Quilting Elements

It is impossible to find exact color matches between brands, but the best matches are presented below. If there is a *0* in the column, it means there was no suitable match. The ideal way to choose colors for your projects is, of course, to have actual thread charts so you can compare them to your available thread and your project, but this chart can help you make your selections. Please note: Computer Monitors may vary when viewing color swatches. PLEASE NOTE: You may find #8 Black in your designs. This is regular black, 2170 If you find #9 it is white. If you find Me-o6 (Metallic Gold), you can use 2834 instead. If you find #13 it is 3796 - Orchid.

BFC Poly #	Color	
2410		LT Mock Orange
2426		DKST Apricot
2449		Orange Sherbet
2458		Red Orange
2465		DK Red Orange
2709		LT Putty
2768		Camel
2870		PALE Olive
2873		LT Olive
2899		DK Olive
2906		Loden Green