










BFC1821 Unalome

It is impossible to find exact color matches between brands, but the best matches are presented below. If there is a *0* in the column, it means there was no suitable match. The ideal way to choose colors for your projects is, of course, to have actual thread charts so you can compare them to your available thread and your project, but this chart can help you make your selections. Please note: Computer Monitors may vary when viewing color swatches. PLEASE NOTE: You may find #8 Black in your designs. This is regular black, 2170 if you find #9 it is white. If you find 2834, you can use Me-o6 (Metallic Gold) instead. If you find 2675 you can use copper metallic thread.

BFC Poly #	Color	
2169		Bright White
2170		Black
2181		PALE Salmon Pink
2202		DK Pink
2376		Yellow
2437		DK Melon
3032		PALE Smoke Gree
3035		MD Spruce
3559		MD Turquoise