





















**BFC1857 Scenic Whales**

It is impossible to find exact color matches between brands, but the best matches are presented below. If there is a \*0\* in the column, it means there was no suitable match. The ideal way to choose colors for your projects is, of course, to have actual thread charts so you can compare them to your available thread and your project, but this chart can help you make your selections. Please note: Computer Monitors may vary when viewing color swatches. PLEASE NOTE: You may find #8 Black in your designs. This is regular black, 2170 If you find #9 it is white. If you find 2834, you can use Me-o6 (Metallic Gold) instead. If you find 2675 you can use copper metallic thread. If you find #22, dark red use 2303

BFC Poly #	Color			
2169		Bright White	3753	 MD Periwinkle
2170		Black	3812	 PALE Orchid
2253		LT Peach		
2270		DK Salmon Pink		
2278		Ruby Red		
2772		LT Golden Brown		
2802		Golden Brown		
3340		MD Slate		
3345		DK Slate		
3371		PALE Cloud Gray		
3380		Steel Gray		
3405		DKST Gray		
3431		PALE Blue		
3506		MD Lagoon		
3636		LT Clear Blue		
3639		Dusk Blue		
3674		PALE Aster Blue		
3679		DK Clear Blue		

This thread chart is copyrighted by ©BFC Creations and is for your sole use. You may not sell or share this chart. Thank you. Suz