







BFC1861 Geisha with Kisune

It is impossible to find exact color matches between brands, but the best matches are presented below. If there is a *0* in the column, it means there was no suitable match. The ideal way to choose colors for your projects is, of course, to have actual thread charts so you can compare them to your available thread and your project, but this chart can help you make your selections. Please note: Computer Monitors may vary when viewing color swatches. PLEASE NOTE: You may find #8 Black in your designs. This is regular black, 2170 If you find #9 it is white. If you find 2834, you can use Me-o6 (Metallic Gold) instead. If you find 2675 you can use copper metallic thread. If you find #22, dark red use 2303

BFC Poly #	Color	
2169		Bright White
2170		Black
2295		Cherry Red
3340		MD Slate
3345		DK Slate
3371		PALE Cloud Gray