





















BFC1930 Earth Tone Quilt Blocks

It is impossible to find exact color matches between brands, but the best matches are presented below. If there is a *0* in the column, it means there was no suitable match. The ideal way to choose colors for your projects is, of course, to have actual thread charts so you can compare them to your available thread and your project, but this chart can help you make your selections. Please note: Computer Monitors may vary when viewing color swatches. PLEASE NOTE: You may find #8 Black in your designs. This is regular black, 2170 If you find #9 it is white. If you find 2834 or 2830, you can use Me-06 (Metallic Gold) instead. If you find 2675 you can use copper metallic thread. If you find #22, dark red use 2303. PLEASE NOTE: this does not include variegated colors You can use metallic silver instead of 3409 as I did for the sample.

BFC Poly #	Color				
2170		Black	3295		PLST Sea Green
2473		PALE Salmon	3437		Light Denim
2514		MD Salmon	3513		PALE Teal Blue
2526		Persimmon			
2545		LT Ash Rose			
2657		Mustard Gold			
2685		DK Sienna			
2687		Rust			
2729		MD Putty			
2758		MD Rust			
2802		Golden Brown			
2970		Basil			
3014		DKST Smoke Gree			
3130		PALE Mint			
3148		PLST Lime			
3178		PALE Grass Green			
3185		MD Grass Green			

This thread chart is copyrighted by ©BFC Creations and is for your sole use. You may not sell or share this chart. Thank you. Suz