












It is impossible to find exact color matches between brands, but the best matches are presented below. If there is a *0* in the column, it means there was no suitable match. The ideal way to choose colors for your projects is, of course, to have actual thread charts so you can compare them to your available thread and your project, but this chart can help you make your selections. Please note: Computer Monitors may vary when viewing color swatches.

BFC Poly #	Color	
		
2168		White
2198		Pink
2202		DK Pink
2250		PLST Peach
2253		LT Peach
2278		Ruby Red
2545		LT Ash Rose
2606		DK Mauve
2783		DK Earth
2852		LT Green Amber