
















BFC2094 Snowy Egret

It is impossible to find exact color matches between brands, but the best matches are presented below. If there is a *0* in the column, it means there was no suitable match. The ideal way to choose colors for your projects is, of course, to have actual thread charts so you can compare them to your available thread and your project, but this chart can help you make your selections. Please note: Computer Monitors may vary when viewing color swatches. PLEASE NOTE: You may find #8 Black in your designs. This is regular black, 2170 If you find #9 it is white. If you find 2834 or 2830, you can use Me-06 (Metallic Gold) instead. If you find 2675 you can use copper metallic thread. If you find #22, dark red use 2303. PLEASE NOTE: this does not include variegated colors You can use metallic silver instead of 3409 as I did for the sample. This set also uses BFC3175 - one of our new colors that isn't in my program to make the lists yet.

| BFC Poly # | Color | |
|------------|---|-------------------|
| 2169 |  | Bright White |
| 2170 |  | Black |
| 2611 |  | Nutmeg |
| 2656 |  | Warm Sand |
| 2709 |  | LT Putty |
| 2729 |  | MD Putty |
| 3194 |  | Blue Green |
| 3225 |  | DK Loden Green |
| 3368 |  | Silver Tint White |
| 3370 |  | PALE Mauve Pearl |
| 3371 |  | PALE Cloud Gray |
| 3393 |  | LT Pigeon Gray |
| 3409 |  | Silver |
| 3636 |  | LT Clear Blue |
| 3639 |  | Dusk Blue |

This thread chart is copyrighted by ©BFC Creations and is for your sole use. You may not sell or share this chart. Thank you. Suz