































BFC Machine Embroidery Thread

It is impossible to find exact color matches between brands, but the best matches are presented below. If there is \*0\* in the column, it means there was no suitable match. The ideal way to choose colors for your projects is, of course, to have actual thread charts so you can compare them to your available thread and your project, but this can help you make your selections. Please note: Computer Monitors may vary when viewing color swatches.

BFC Poly #	Color				
2168		White	3409		Silver
2170		Black	3415		DK Gray
2172		Antique White	3418		DK Pewter
2182		LT Salmon Pink	3639		Dusk Blue
2412		MD Apricot	3670		LT Blue
2546		DK Ash Rose			
2731		Hemp			
2747		DK Chestnut			
2748		Taupe			
2772		LT Golden Brown			
2793		PALE Mink			
2913		PALE Aloe			
2934		LT Sage			
2945		DKST Sage			
2949		Sage Tint White			
3254		MD Sage			
3263		DKST Blue Gray			
3321		MD Sea Green			
3340		MD Slate			
3370		PALE Mauve Pearl			
3380		Steel Gray			
3393		LT Pigeon Gray			
3398		DK Pigeon Gray			

This thread chart is copyrighted by BFC Creations and is for your sole use. You may not sell or share this chart. Thank you. Suz