
















BFC Machine Embroidery Thread

It is impossible to find exact color matches between brands, but the best matches are presented below. If there is in the column, it means there was no suitable match. The ideal way to choose colors for your projects is, of course, have actual thread charts so you can compare them to your available thread and your project, but this chart can help you make your selections. Please note: Computer Monitors may vary when viewing color swatches.

| BFC Poly # | Color | |
|------------|---|-------------------|
| 2170 |  | Black |
| 2581 |  | MD Mauve |
| 2745 |  | MD Chestnut |
| 2809 |  | MD Mink |
| 2819 |  | DKST Reddish Min |
| 3345 |  | DK Slate |
| 3368 |  | Silver Tint White |
| 3370 |  | PALE Mauve Pearl |
| 3393 |  | LT Pigeon Gray |
| 3412 |  | MD Pigeon Gray |
| 3413 |  | MD Gray |
| 3415 |  | DK Gray |
| 3418 |  | DK Pewter |

This thread chart is copyrighted by BFC Creations and is for your sole use. You may not sell or share this chart. Thank you. Suz