
















## BFC Machine Embroidery Thread

It is impossible to find exact color matches between brands, but the best matches are presented below. If there is \*0\* in the column, it means there was no suitable match. The ideal way to choose colors for your projects is, of course, to have actual thread charts so you can compare them to your available thread and your project, but this can help you make your selections. Please note: Computer Monitors may vary when viewing color swatches.

BFC Poly #	Color	
2168		White
2170		Black
2241		MD Bright Plum
2260		DK Peach
2410		LT Mock Orange
2473		PALE Salmon
3340		MD Slate
3371		PALE Cloud Gray
3379		Blue Gray Granite
3418		DK Pewter
3431		PALE Blue
3822		DK Orchid
3841		Purple

This thread chart is copyrighted by BFC Creations and is for your sole use. You may not sell or share this chart. Thank you. Suz