

























## BFC Machine Embroidery Thread

It is impossible to find exact color matches between brands, but the best matches are presented below. If there is \*0\* in the column, it means there was no suitable match. The ideal way to choose colors for your projects is, of course, to have actual thread charts so you can compare them to your available thread and your project, but this can help you make your selections. Please note: Computer Monitors may vary when viewing color swatches.

BFC Poly #	Color	
2170		Black
2218		Pink Lady
2291		Bright Red
2297		Satin Red
2376		Yellow
2437		DK Melon
2449		Orange sherbet
2451		Bright orange
2514		MD Salmon
3072		DK Jade
3096		PALE Jade
3155		Bright Lime
3159		PALE Spring Gree
3161		Spring Green
3178		PALE Grass Green
3185		MD Grass Green
3207		Holly
3733		MD Lilac
3740		MD Heather
3796		MD African Violet
3821		MD Orchid
3834		LT Pink Orchid

**This thread chart is copyrighted by BFC Creations and is for your sole use. You may not sell or share this chart. Thank you. Suz**