


















BFC Machine Embroidery Thread

It is impossible to find exact color matches between brands, but the best matches are presented below. If there is *0* in the column, it means there was no suitable match. The ideal way to choose colors for your projects is, of course, to have actual thread charts so you can compare them to your available thread and your project, but this can help you make your selections. Please note: Computer Monitors may vary when viewing color swatches.

BFC Poly #	Color	
2170		Black
2291		Bright Red
2295		Cherry Red
2303		DK Satin Red
2306		DKST Satin Red
2342		Black Wine
2465		DK Red Orange
2521		MD Ash Rose
2527		Chili Pepper
2970		Basil
3008		LT Smoke Green
3013		DK Smoke Green
3023		DKST Pine Green
3178		PALE Grass Green
3235		LT Grass Green

This thread chart is copyrighted by BFC Creations and is for your sole use. You may not sell or share this chart. Thank you. Suz