















BFC Machine Embroidery Thread

It is impossible to find exact color matches between brands, but the best matches are presented below. If there is no color in the column, it means there was no suitable match. The ideal way to choose colors for your projects is, of course, to have actual thread charts so you can compare them to your available thread and your project, but this chart can help you make your selections. Please note: Computer Monitors may vary when viewing color swatches.

BFC Poly #	Color	
2170		Black
2690		PALE Ecrú
2731		Hemp
2760		MD Taupe
3263		DKST Blue Gray
3340		MD Slate
3393		LT Pigeon Gray
3405		DKST Gray
3415		DK Gray
3417		MD Pewter
3418		DK Pewter
3431		PALE Blue

This thread chart is copyrighted by BFC Creations and is for your sole use. You may not sell or share this chart. Thank you. Suz