










**BFC Machine Embroidery Thread**

It is impossible to find exact color matches between brands, but the best matches are presented below. If there is a \*0\* in the column, it means there was no suitable match. The ideal way to choose colors for your projects is, of course, to have actual thread charts so you can compare them to your available thread and your project, but this chart can help you make your selections. Please note: Computer Monitors may vary when viewing color swatches.

<b>BFC Poly #</b>	<b>Color</b>	
2170		Black
2219		Fushia
2241		MD Bright Plum
3178		PALE Grass Green
3187		Pond Green
3218		Md Loden Green
3834		LT Pink Orchid

**This thread chart is copyrighted by BFC Creations and is for your sole use. You may not sell or share this chart. Thank you. Suz**